

SISTEM PELKON

IMPORT "BORANG KASTAM": (K1 ,K3 , K8)

- 1) CLICK (CONTAINER)
- 2) SELECT (CUSTOMS OPERATION)
- 3) SELECT (IMPORT LADEN CONTAINER CUSTOM CLEARANCE)
- 4) KEY IN (**NUMBER DIC**)
- 5) CHECK CONTAINER NUMBER AND QUANTITY CONTAINER
- 6) KEY IN CUSTOM REFERENCE NUMBER
- 7) CLICK (SELECT ALL)
- 8) CHECK AND KEY IN REMARKS OFFICER (DR , SKP)
- 9) CLICK (SAVE)

PELKON III

Application Edit Documentation Coglainer Cargo Planning QFS Operations Management Control Centre Admin Masters Reports Help Window

Clear Retrieve Select All Deselect All View Importer Log Save Exit

Container System-->Custom Clearance-->Custom Clearance For Import Laden Containers | ppsbird | NORTH BUTTERWORTH CTR TMNL

User Name: NUR SYAZWAN B M ROSTAM AFFEND

Query Parameters

DI No: [] BL No: []

Custom Reference Number: []

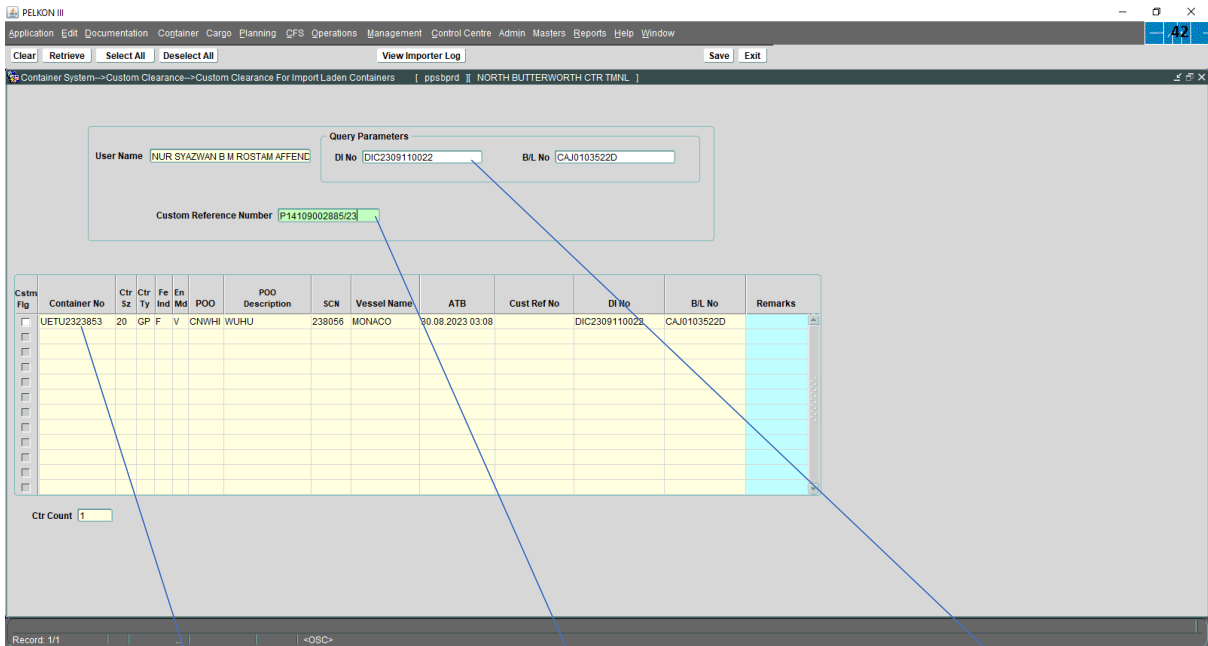
Cstm Flg	Container No	Ctr Sz	Ctr Ty	Fe Ind	En Mid	POO	POO Description	SCN	Vessel Name	ATB	Cust Ref No	DI No	BL No	Remarks
<input checked="" type="checkbox"/>														
<input type="checkbox"/>														
<input type="checkbox"/>														
<input type="checkbox"/>														
<input type="checkbox"/>														
<input type="checkbox"/>														
<input type="checkbox"/>														
<input type="checkbox"/>														
<input type="checkbox"/>														
<input type="checkbox"/>														

Ctr Count: 0

Record: 1/1 | <ESC>

STEP (1,2&3)

- 1)CLICK (CONTAINER)
- 2)SELECT (CUSTOMS OPERATION)
- 3)SELECT (IMPORT LADEN CONTAINER CUSTOM CLEARANCE)



STEP 5

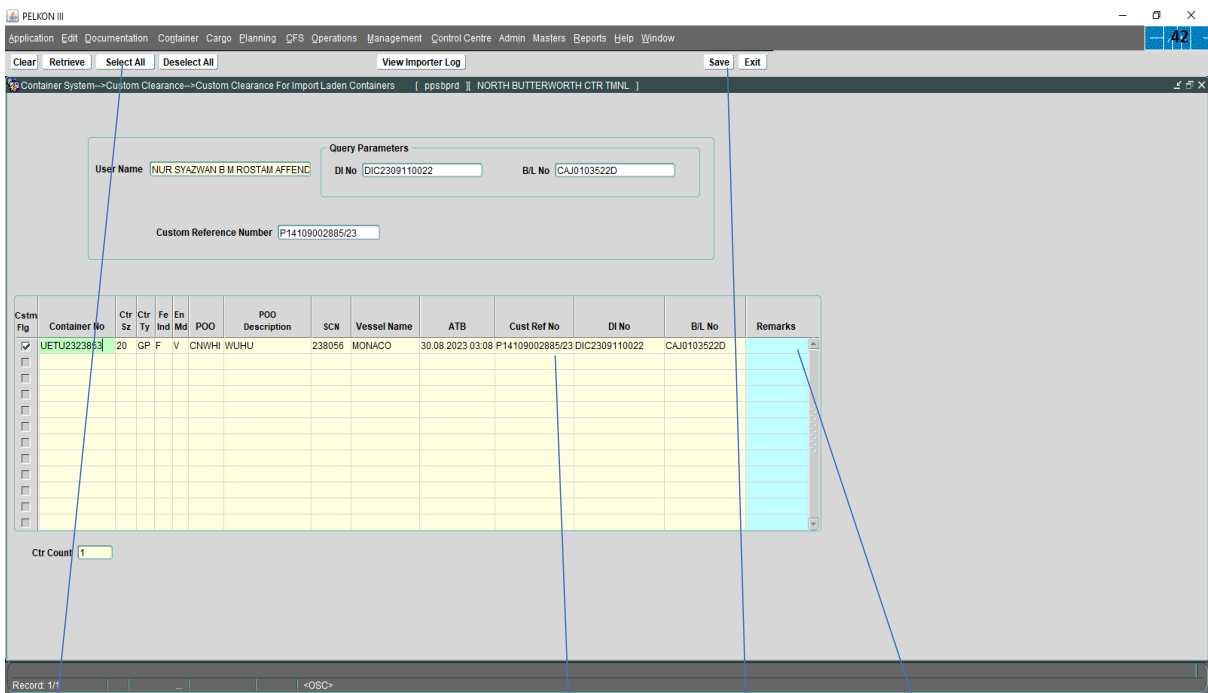
CHECK CONTAINER NUMBER AND QUANTITY CONTAINER

STEP 6

KEY IN CUSTOM REFERENCE NUMBER

STEP 4

KEY IN (NUMBER DIC)



STEP 7

CLICK (SELECT ALL)

STEP 7

CLICK (SELECT ALL)

STEP 9

CLICK (SAVE)

STEP 8

CHECK AND KEY IN REMARKS OFFICER (DR,SKP)

SISTEM PELKON

EKSPORT “BORANG KASTAM”: (K2, K3, K8)

1. CLICK (CONTAINER)
2. SELECT (CONTAINER DOCUMENT)
3. SELECT (DOCUMENT EKSPORT)
4. KEY IN (DEC NUMBER)
5. CHECK CONTAINER NUMBER AND QUANTITY CONTAINER
6. KEY IN CUSTOMS REFERENCE NUMBER
7. CLICK (CUSTOMS APPROVE)
8. CLICK (SAVE) BUTTON

Application Edit Documentation Container Cargo Planning CFS Operations Management Control Centre Admin Masters Reports Help Window

Clear Insert Delete Report Save Exit

Container System -> Container Documents -> Document Export [ppsbprd I NORTH BUTTERWORTH CTR TMNL]

DE No [] Status [] Initialization Date Time [] Ctr No []

FW Agent []

Exporter [] Ctr Opr []

SCN [] ETA [] ETD [] Count 0 Opr Name []

Invc Party [] A/C No [] Terminal []

Total Wt [] Total Vol [] Cargo Value [] F/W Initialization

Container No	Entry Dttm	Cmt	Cnt	Ctr Sz	Ctr Ht	Ctr Typ	Crg Wt	Crg Vol	Pkg Type	Inland Origin	Origin Name	Seal No	POD	Name	FPD	Name

Cstm Agent NUR SYAZWAN B M ROSTAM AFFEND Cstm Ref No [] Approve Dttm [] Cstm Approve Cstm Reject

Gen Chrg Amt [] Store Rent Amt [] Process DE

Rcpt No [] Receipt Dttm [] Rcpt Amt [] Processed User Name []

Remark [] Process Date Time []

FCL CutOff Date Time [] LCL Cutoff Date Time [] Empty Cutoff Date Time [] Late Submit Chrg flg Rqst No []

Record: 1/1 <OSC>

STEP 1,2&3

1. CLICK (CONTAINER)
2. SELECT (CONTAINER DOCUMENT)
3. SELECT (DOCUMENT EKSPORT)

STEP 4

KEY IN (DEC NUMBER)

Application Edit Documentation Container Cargo Planning QFS Operations Management Control Centre Admin Masters Reports Help Window

Clear Insert Delete Report Save Exit

Container System-->Container Documents-->Document Export [ppsbprd | NORTH BUTTERWORTH CTR TMNL]

DE No DEC2309110471 Status FAW SUBMISSION OF DATA TO CSTM Initialization Date Time 11.09.2023 17:39 Ctr No

FW Agent BDPFW BDP FORWARDING SDN BHD SUITE 18.02, 18TH FLOOR, MWE PLAZA, NO 8 LEBUH FARQUHAR PENANG

Exporter KERRY KERRY INGREDIENTS (M) SD 8 JALAN HASIL DUA, TAMPOI JOHOR BAHRU JOHOR Ctr Opr COSCS

SCN 239040 SPIL KARTINI ETA 12.09.2023 20:00 ETD 13.09.2023 20:00 Count 1 Opr Name COSCO SHIPPING LINES

Inv Party BDPFW A/C No 201370 Terminal NBCT

Total Wt 10.26 Total Vol 25.00 Cargo Value 262110.34 FW Initialization

Container No	Entry Dttm	Cmdt	Cnt	Ctr Sz	Ctr Ht	Ctr Typ	Crg Wt	Crg Vol	Pkg Type	Inland Origin	Origin Name	Seal No	POD	Name	FPD	Name
CSLU1636427	11.09.2023 19:50:39	210690	20	86	GP	10.2625			BAGS PEN	Penang Island	TBA		CNSHA SHANGHAI	CNSH	SHANGHAI	

Cstm Agent NUR SYAZWAN B M ROSTAM AFFEND Cstm Ref No Approve Dttm Cstm Approve Cstm Reject

Gen Chrg Amt Store Rent Amt Process DE

Rcpt No Receipt Dttm Rcpt Amt Processed User Name Process Date Time

Remark

FCL CutOff Date Time 12.09.2023 14:00:00 LCL Cutoff Date Time 11.09.2023 08:00:00 Empty Cutoff Date Time 12.09.2023 14:00:00 Late Submit Chrg flg Rqst No

Record: 1/1 <OSC>

STEP 5

CHECK CONTAINER NUMBER AND QUANTITY CONTAINER

Application Edit Documentation Container Cargo Planning QFS Operations Management Control Centre Admin Masters Reports Help Window

Clear Insert Delete Report Save Exit

Container System-->Container Documents-->Document Export [ppsbprd | NORTH BUTTERWORTH CTR TMNL]

DE No DEC2309110471 Status FAW SUBMISSION OF DATA TO CSTM Initialization Date Time 11.09.2023 17:39 Ctr No

FW Agent BDPFW BDP FORWARDING SDN BHD SUITE 18.02, 18TH FLOOR, MWE PLAZA, NO 8 LEBUH FARQUHAR PENANG

Exporter KERRY KERRY INGREDIENTS (M) SD 8 JALAN HASIL DUA, TAMPOI JOHOR BAHRU JOHOR Ctr Opr COSCS

SCN 239040 SPIL KARTINI ETA 12.09.2023 20:00 ETD 13.09.2023 20:00 Count 1 Opr Name COSCO SHIPPING LINES

Inv Party BDPFW A/C No 201370 Terminal NBCT

Total Wt 10.26 Total Vol 25.00 Cargo Value 262110.34 FW Initialization

Container No	Entry Dttm	Cmdt	Cnt	Ctr Sz	Ctr Ht	Ctr Typ	Crg Wt	Crg Vol	Pkg Type	Inland Origin	Origin Name	Seal No	POD	Name	FPD	Name
CSLU1636427	11.09.2023 19:50:39	210690	20	86	GP	10.2625			BAGS PEN	Penang Island	TBA		CNSHA SHANGHAI	CNSH	SHANGHAI	

Cstm Agent NUR SYAZWAN B M ROSTAM AFFEND Cstm Ref No P14209002866/23 Approve Dttm 12.09.2023 10:03:50 Cstm Approve Cstm Reject

Gen Chrg Amt Store Rent Amt Process DE

Rcpt No Receipt Dttm Rcpt Amt Processed User Name Process Date Time

Remark

FCL CutOff Date Time 12.09.2023 14:00:00 LCL Cutoff Date Time 11.09.2023 08:00:00 Empty Cutoff Date Time 12.09.2023 14:00:00 Late Submit Chrg flg Rqst No

Record: 1/1 <OSC>

STEP 6

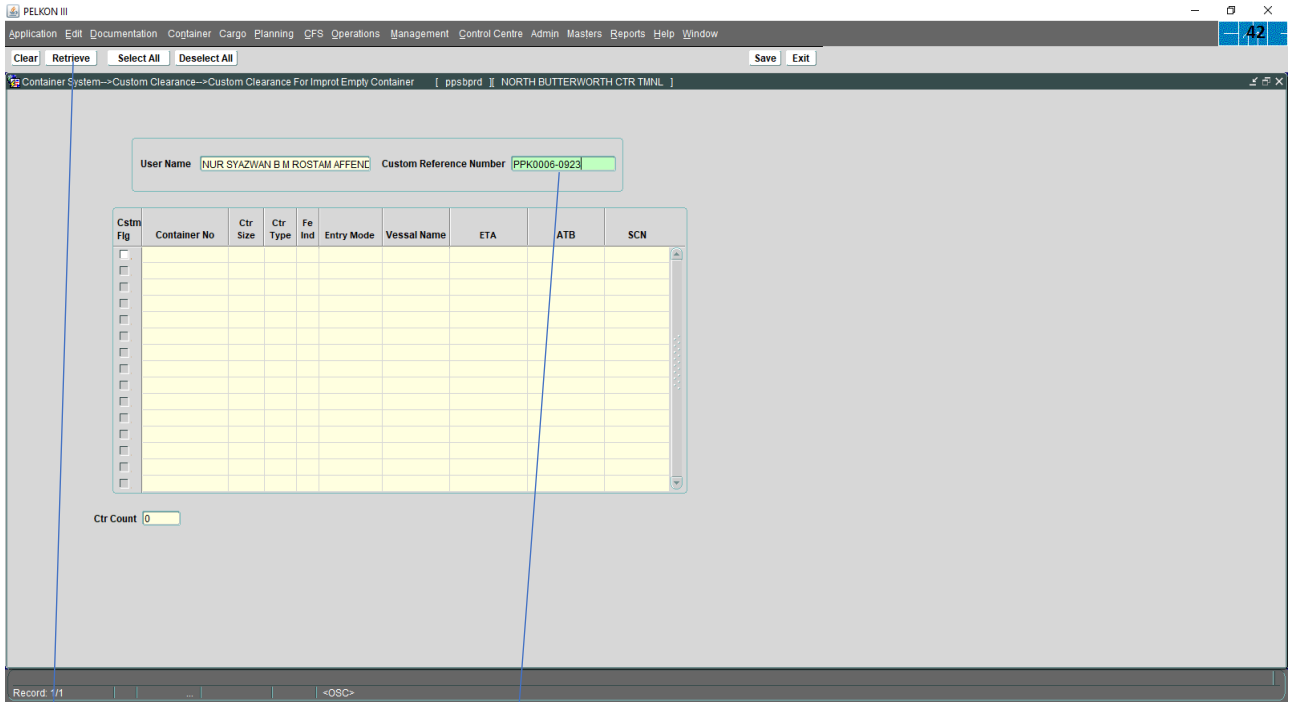
KEY IN CUSTOMS REFERENCE NUMBER

STEP 7

CLICK (CUSTOMS APPROVE)

STEP 8

CLICK (SAVE) BUTTON

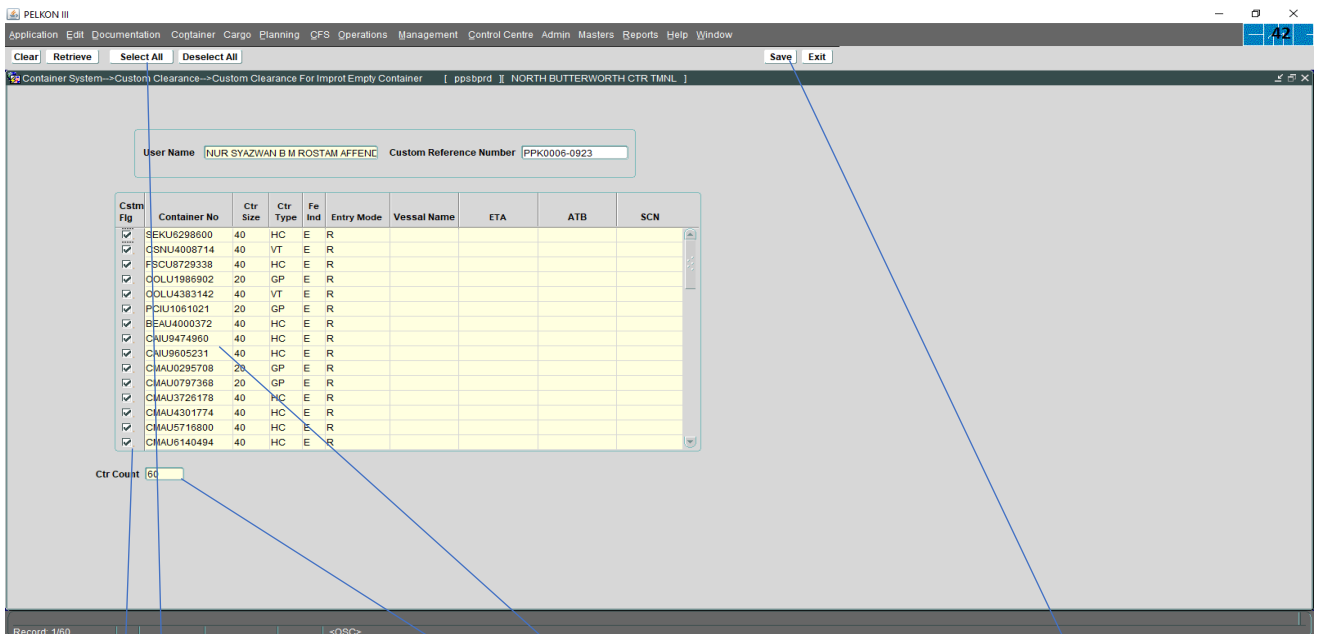


STEP 5

CLICK (RETRIEVE)

STEP 4

KEY IN (CUSTOMS NUMBER OR PPK NUMBER)



STEP 7

CLICK (SELECT ALL) PLEASE MAKE SURE (ALL TICK)

STEP 6

CHECK CONTAINER NUMBER AND QUANTITY CONTAINER

STEP 8

CLICK (SAVE)